


| Bowler Name | Lane | Game 1 | Game 2 | Game 3 | Game 4 | Game 5 | Game 6 | Total | Place | +/- 200 | Average |
|----------------------------|------|--------|--------|--------|--------|--------|--------|-------|-------|---------|---------|
| Mike Barcus | 10 | 244 | 247 | 234 | 225 | 257 | 266 | 1473 | 1st | 273 | 245.50 |
| Jerry Sikora (SS) | 1 | 223 | 225 | 269 | 240 | 225 | 238 | 1420 | 2nd | 220 | 236.67 |
| Rich Matich (SS) | 13 | 219 | 206 | 276 | 202 | 236 | 248 | 1387 | 3rd | 187 | 231.17 |
| Jim Montgomery | 11 | 181 | 205 | 258 | 279 | 215 | 247 | 1385 | 4th | 185 | 230.83 |
| Jeff Row | 14 | 258 | 244 | 200 | 240 | 210 | 207 | 1359 | 5th | 159 | 226.50 |
| Dennis Albani | 13 | 181 | 222 | 211 | 257 | 236 | 234 | 1341 | 6th | 141 | 223.50 |
| Warren Eales | 8 | 217 | 216 | 264 | 181 | 213 | 237 | 1328 | 7th | 128 | 221.33 |
| Mike Matosich (SS) | 9 | 224 | 213 | 209 | 279 | 202 | 197 | 1324 | 8th | 124 | 220.67 |
| DeWaine West (SS) | 12 | 178 | 215 | 226 | 243 | 248 | 211 | 1321 | 9th | 121 | 220.17 |
| Linda Higenell | 2 | 201 | 244 | 228 | 213 | 215 | 212 | 1313 | 10th | 113 | 218.83 |
| Charlie Price | 15 | 258 | 223 | 213 | 206 | 196 | 216 | 1312 | 11th | 112 | 218.67 |
| Ron Schloss | 7 | 202 | 254 | 205 | 213 | 235 | 199 | 1308 | 12th | 108 | 218.00 |
| Greg LaPointe | 15 | 202 | 215 | 204 | 245 | 214 | 203 | 1283 | 13th | 83 | 213.83 |
| Jim Musolino | 5 | 204 | 204 | 213 | 240 | 191 | 222 | 1274 | 14th | 74 | 212.33 |
| Paul Kleckner (SS) | 9 | 213 | 223 | 191 | 195 | 194 | 213 | 1229 | 15th | 29 | 204.83 |
| Jerry Walls (SS) | 7 | 162 | 182 | 243 | 226 | 205 | 194 | 1212 | 16th | 12 | 202.00 |
| Brian VanGordon | 5 | 178 | 228 | 218 | 234 | 150 | 200 | 1208 | 17th | 8 | 201.33 |
| Jim Bungard (SS) | 12 | 218 | 169 | 169 | 230 | 186 | 233 | 1205 | 18th | 5 | 200.83 |
| Fred Kouri (SS) | 2 | 193 | 201 | 220 | 238 | 170 | 181 | 1203 | 19th | 3 | 200.50 |
| Scott Taylor | 4 | 192 | 170 | 192 | 233 | 216 | 197 | 1200 | 20th | - | 200.00 |
| Tina Niles | 3 | 223 | 221 | 203 | 204 | 207 | 136 | 1194 | 21st | (6) | 199.00 |
| Chuck Rehbock | 14 | 184 | 192 | 244 | 189 | 198 | 169 | 1176 | 22nd | (24) | 196.00 |
| Mike Tountas | 1 | 183 | 204 | 227 | 169 | 215 | 171 | 1169 | 23rd | (31) | 194.83 |
| Steve Dekker | 16 | 203 | 173 | 205 | 191 | 180 | 207 | 1159 | 24th | (41) | 193.17 |
| Carey Hofmann | 9 | 201 | 199 | 201 | 174 | 214 | 160 | 1149 | 25th | (51) | 191.50 |
| Juli Bayer (SS) | 15 | 181 | 206 | 190 | 169 | 201 | 180 | 1127 | 26th | (73) | 187.83 |
| Mike Zornado (SS) | 4 | 230 | 174 | 169 | 178 | 205 | 167 | 1123 | 27th | (77) | 187.17 |
| Dennis Klein | 10 | 173 | 192 | 174 | 166 | 210 | 202 | 1117 | 28th | (83) | 186.17 |
| Michael Miller | 6 | 243 | 191 | 207 | 153 | 173 | 144 | 1111 | 29th | (89) | 185.17 |
| Angelo Abbate | 3 | 200 | 165 | 170 | 178 | 255 | 141 | 1109 | 30th | (91) | 184.83 |
| Gary Studdard (SS) | 11 | 185 | 188 | 165 | 147 | 180 | 204 | 1069 | 31st | (131) | 178.17 |
| Frank Sidoti | 3 | 164 | 155 | 195 | 145 | 166 | 205 | 1030 | 32nd | (170) | 171.67 |
| Sean Beck | 13 | 168 | 213 | 170 | 140 | 149 | 176 | 1016 | 33rd | (184) | 169.33 |
| Billy Pretlove (SS) | 8 | 121 | 206 | 167 | 155 | 168 | 179 | 996 | 34th | (204) | 166.00 |
| Chuck Lucas (SS) | 16 | 157 | 202 | 187 | 129 | 157 | 164 | 996 | 35th | (204) | 166.00 |
| Bill Butler | 6 | 159 | 153 | 169 | 184 | 174 | 145 | 984 | 36th | (216) | 164.00 |


CBE Senior Event #7

Finals

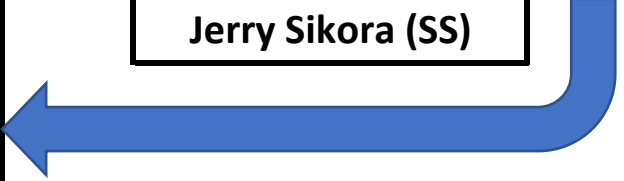
| | | |
|-----------------------|--|-----|
| Jeff Row | | |
| Game 1 | | 236 |
| | | 225 |
| Jim Montgomery | | |




| | | |
|------------------------|--|-----|
| Jeff Row | | |
| Game 2 | | 233 |
| | | 215 |
| Rich Match (SS) | | |



| | | |
|--------------------------|--|-----|
| Jeff Row | | |
| Game 3 | | 180 |
| | | 236 |
| Jerry Sikora (SS) | | |



| | | |
|--------------------------|---------------|--|
| Jerry Sikora (SS) | | |
| 180 | Game 4 | |
| 212 | | |
| Mike Barcus | | |



| |
|--------------------|
| Champion |
| Mike Barcus |

CBE Senior Event #7

| Tournament Place/Payout | | |
|-------------------------|--------------------|--------------------|
| 1st | Mike Barcus | \$ 500.00 |
| 2nd | Jerry Sikora (SS) | \$ 300.00 |
| 3rd | Jeff Row | \$ 200.00 |
| 4th | Rich Matich (SS) | \$ 150.00 |
| 5th | Jim Montgomery | \$ 125.00 |
| 6th | Dennis Albani | \$ 80.00 |
| 7th | Warren Eales | \$ 60.00 |
| 8th | Mike Matosich (SS) | \$ 55.00 |
| 9th | DeWaine West (SS) | |
| 10th | Linda Higenell | |
| 11th | Charlie Price | |
| 12th | Ron Schloss | |
| 13th | Greg LaPointe | |
| 14th | Jim Musolino | |
| 15th | Paul Kleckner (SS) | |
| Total Payout | | \$ 1,470.00 |